



Multiple Glass

SV-SINCRO | SV-T-PROGRESIVA | SV- T-PROGRESIVA SINCRO

MULTIPLIO GLASS

BIBLIOTECA
DE DESCARGAS



DOWNLOADS LIBRARY |
BIBLIOTHÈQUE
TÉLÉCHARGEMENTS

ES

Sistemas de puertas correderas de cristal suspendidas, sin marco y de alta calidad. Ideal para divisiones de uso doméstico o comercial de peso medio.

1.Innovación, desarrollo y gran estética, un sistema que permite operar con una apertura simultánea de todas las hojas, recogiendo a izquierda y a derecha de la instalación. **2.**Una perfecta integración de los espacios, con un máximo de 5 metros de hueco y 80 Kg por hoja; además de contar con un guiador inferior que destaca por su perfecta ocultación una vez las puertas están recogidas y, por lo tanto, dejando el paso completamente libre. **3.**También nos brinda la posibilidad de instalar vidrios fijos a ambos lados de la instalación, de modo que se pueden crear espacios con mucha más luz y profundidad. **4.**Del sistema anterior derivan la SINCRO y la SV-T PROGRESIVA. La primera para instalaciones de una hoja recogida a derecha y otra a izquierda y la segunda da solución a hojas recogidas a izquierda o derecha.

EN

Systems of high quality, frameless, suspended glass sliding doors. Ideal for medium weight dividers and doors for home or commercial use.

1.Innovation, development and great aesthetics, a system that makes it possible to operate with a simultaneous opening of all the panels, parking them on the left and right of the installation. **2.**A seamless integration of areas, with a maximum of 5 meters of gap and 80 Kg per panel; with the special addition of having a bottom guide that is perfectly concealed once the doors are parked, thereby leaving the passage completely free. **3.**It also provides the possibility of installing fixed glass panes on both sides of the installation, in order to create areas with plenty of light and depth. **4.**From this previous system come the SINCRO and the SV-T PROGRESIVA. The first for installations with one panel parked to the right and another to the left, and the second providing a solution with panels parked either to the left or to the right.

FR

Sont des systèmes de portes coulissantes en verre suspendues, sans encadrement et de qualité supérieure. Idéales pour les divisions et portes à usage résidentiel ou commercial de poids moyen.

1.Innovation, développement et ligne esthétique. Ce système permet d'assurer l'ouverture simultanée de tous les battants, en les regroupant à gauche et à droite de l'installation. **2.**Intégration parfaite des espaces, avec un maximum de 5 mètres d'ouverture et de 80 kg par battant. Elle est également munie d'un guide inférieur qui disparaît complètement une fois que les portes sont totalement ouvertes et laissent ainsi l'espace complètement libre. **3.**Cela permet en outre d'installer des vitres fixes de chaque côté de l'installation, de manière à créer des espaces dotés de beaucoup plus de lumière et de profondeur. **4.**Le modèle SINCRO et SV-T PROGRESIVA sont des variantes du système. Le premier est destiné à des installations d'un battant regroupé à droite et l'autre à gauche, tandis que le deuxième offre une solution de regroupement des battants à gauche ou à droite.





Características técnicas

Technical characteristics | Caractéristiques techniques

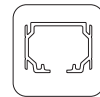
Perfilería Profiles | Profils



30x29 mm



33x33 mm



40x30 mm



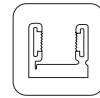
38x41 mm



17x12 mm



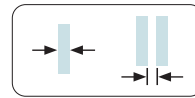
20x20 mm



20x15 mm

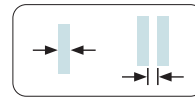
Especificaciones Specifications | Spécification

SINCRO 60/80



8 mm 19 mm
10 mm 21 mm

T. PROG. SINCRO



8 mm 30 mm
10 mm 34 mm



RODAMIENTO A BOLAS
BALL BEARING
ROULEMENT À BILLES

Peso Weight | Poids

90 kg	198 lb
125 kg	275 lb

Producto certificado

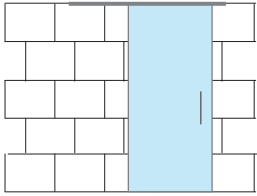
Certificated product | Produit certifié



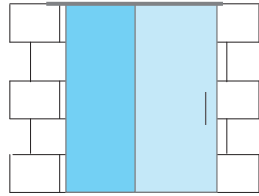
Variantes de instalación

Installation possibilities | Variantes d'installation

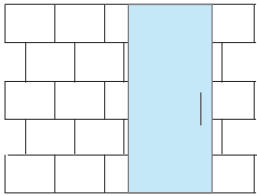
TECHO
CEILING
PLAFOND



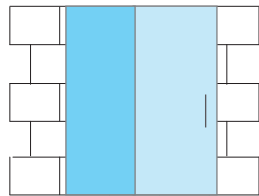
TECHO CON VIDRIO FIJO
CEILING WITH FIXED GLASS
PLAFOND AVEC VERRE FIXE



FALSO TECHO
FALSE CEILING
FAUX PLAFOND



FALSO TECHO CON VIDRIO FIJO
FALSE CEILING WITH FIXED GLASS
FAUX PLAFOND AVEC VERRE FIXE



Sección tipo

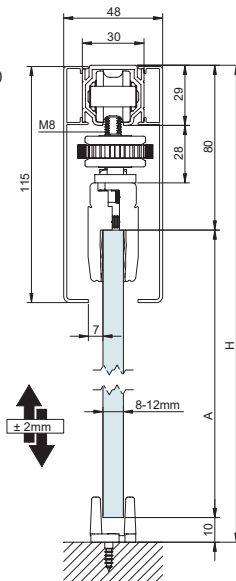
Cross-section | Section type (Cotas en mm | Dimensions in mm | Dimensions en mm)

MONTAJE A TECHO | CEILING MOUNTING | FIXATION À PLAFOND

SV - SINCRO 60/80



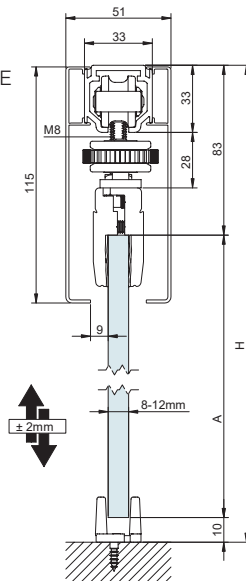
STANDARD



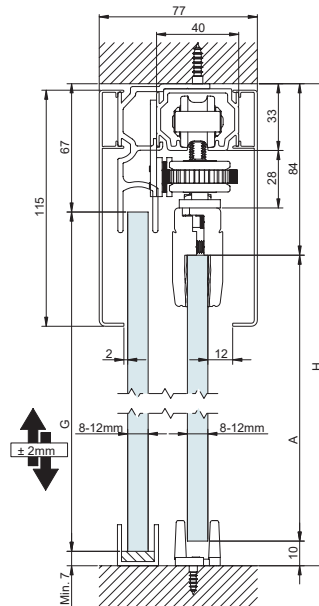
A= H-90



EXCELLENCE

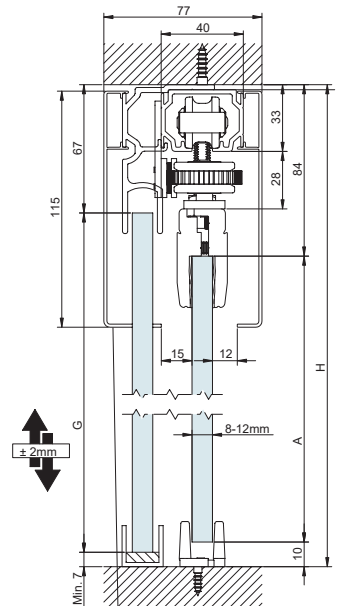


A= H-93



A= H-94

G= H-74



A= H-94

G= H-74

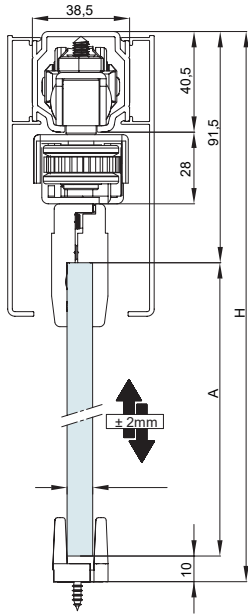


Sección tipo

Cross-section | Section type (Cotas en mm | Dimensions in mm | Dimensions en mm)

MONTAJE A TECHO | CEILING MOUNTING | FIXATION À PLAFOND

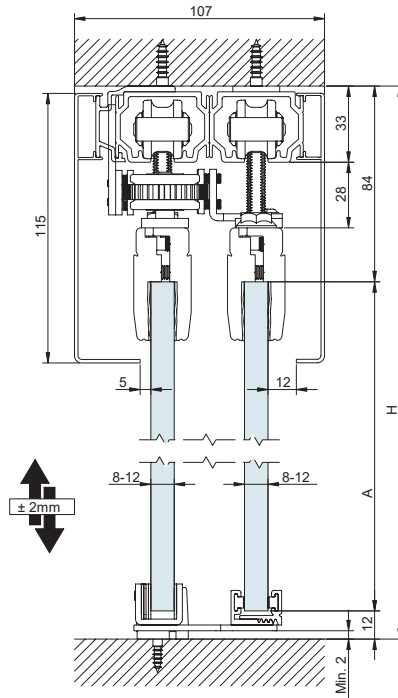
SV - SINCRO 100/125



A= H-101,5

SV - T PROGRESIVA

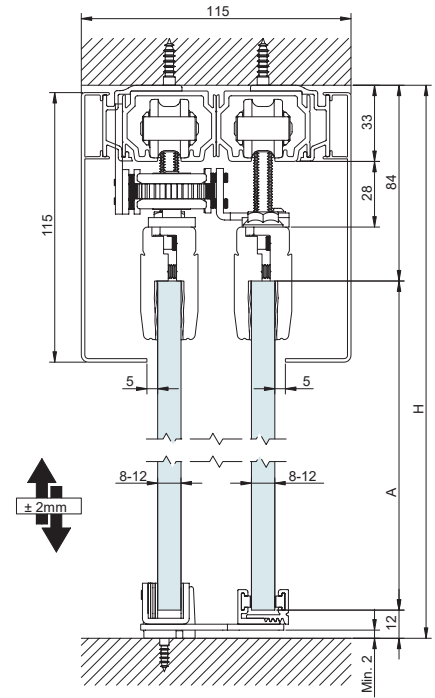
2 Hojas | 2 Panels | 2 Panneaux



A= H-96

SV - T PROGRESIVA SINCRO

2+2 Hojas | 2+2 Panels | 2+2 Panneaux



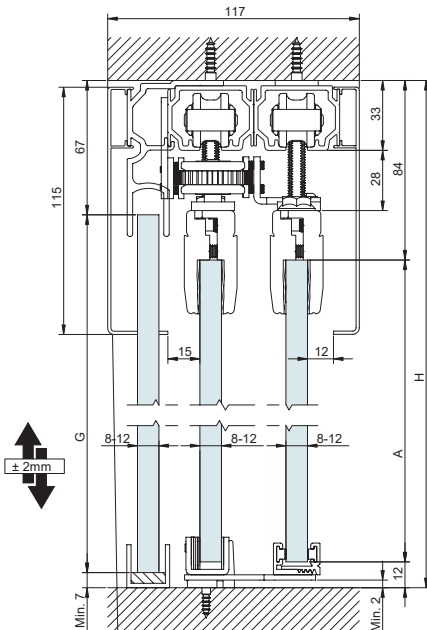
A= H-96

SV - T PROGRESIVA

2 Hojas + vidrio fijo | 2 Panels + fixed glass | 2 Panneaux + verre fixe

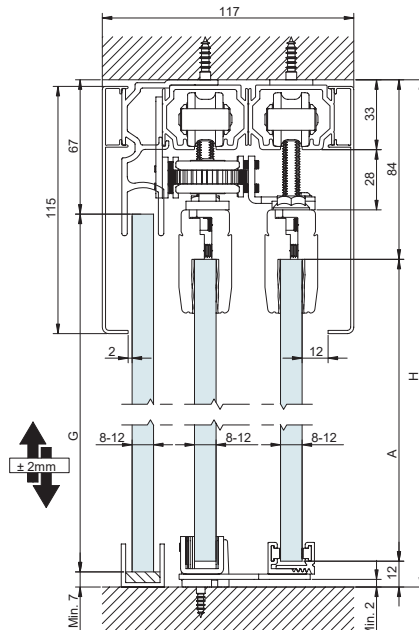
SV - T PROGRESIVA SINCRO

2+2 Hojas + vidrio fijo | 2+2 Panels fixed glass | 2+2 Panneaux + verre fixe



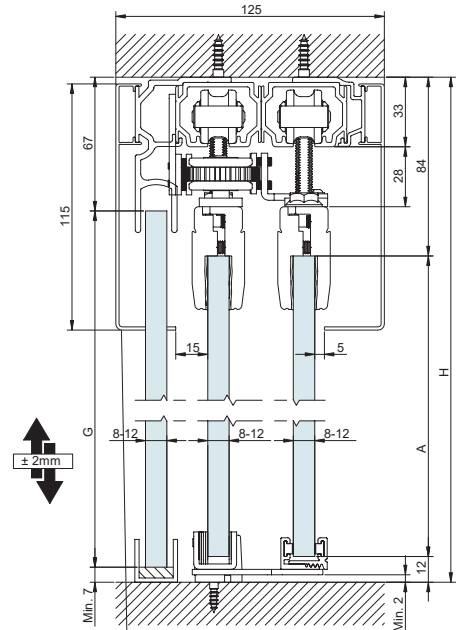
A= H-96

A= H-74



A= H-96

A= H-74



A= H-96

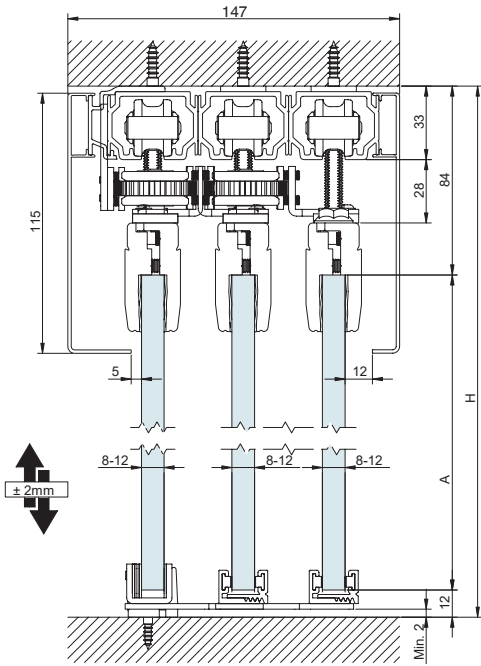
A= H-74

Sección tipo

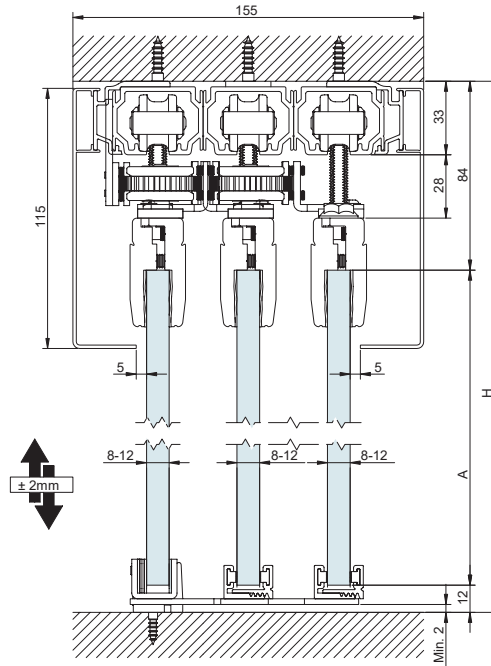
Cross-section | Section type (Cotas en mm | Dimensions in mm | Dimensions en mm)

MONTAJE A FALSO TECHO | FALSE CEILING MOUNTING | FIXATION À FAUX PLAFOND

SV - T PROGRESIVA
 3 Hojas | 3 Panels | 3 Panneaux

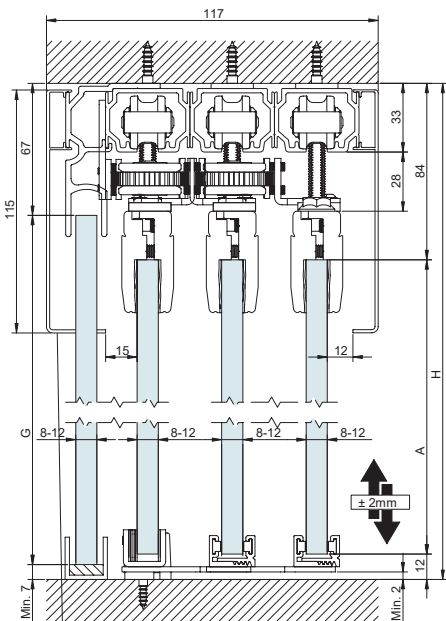


A= H-96



A= H-96

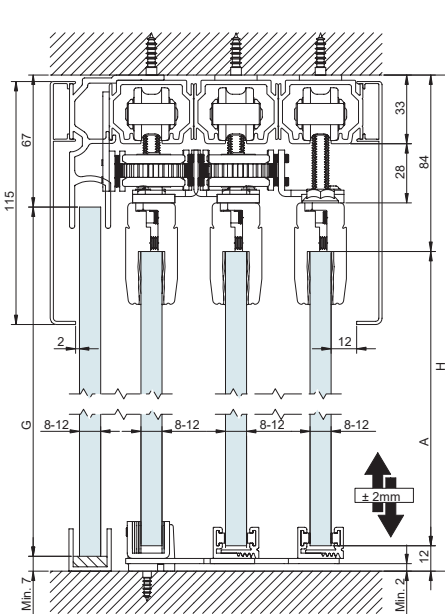
SV - T PROGRESIVA
 3 Hojas + vidrio fijo | 3 Panels + fixed glass | 3 Panneaux + verre fixe



A=H-96

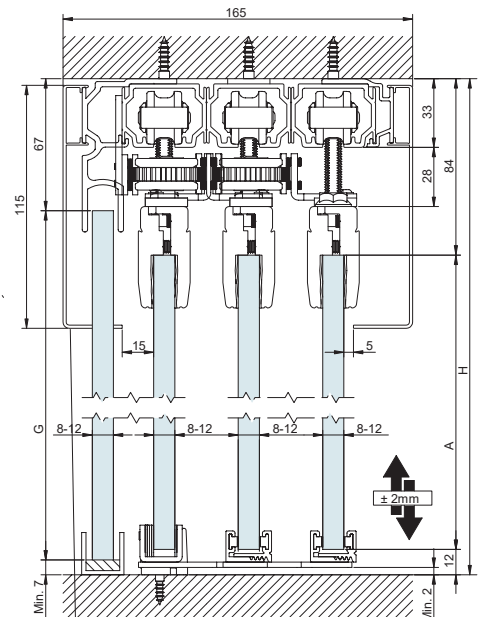
G=H-74

A= H-96



A=H-96

G=H-74



A=H-96

G=H-74














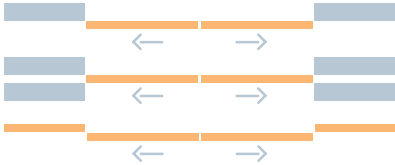



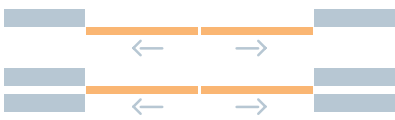

Componentes

Components | Composants

PERFILERÍA PROFILES PROFILS		Acabado	Cód.		
 <p>Perfil superior Standard Standard top track Rail supérieur Standard</p>  <p>30x29mm</p> <p>80kg</p>	<p>S</p> <p>MF</p>	<p>00 60 20</p> <p>00 60 30</p> <p>00 60 50</p>	<p>2 m</p> <p>3 m</p> <p>5 m</p>	<p>6 perfiles</p> <p>6 profiles</p> <p>6 profils</p>	
		<p>00 61 20</p> <p>00 61 30</p> <p>00 61 50</p>	<p>2 m</p> <p>3 m</p> <p>5 m</p>	<p>6 perfiles</p> <p>6 profiles</p> <p>6 profils</p>	
 <p>Perfil superior Excellence. Montaje a techo y pared Excellence top track. Wall and ceiling mounting Rail supérieur Excellence. Fixation à mur et à plafond</p>  <p>33x33mm</p> <p>90kg</p>	<p>S</p> <p>MF</p>	<p>0 105 20</p> <p>0 105 30</p> <p>0 105 50</p>	<p>2 m</p> <p>3 m</p> <p>5 m</p>	<p>2 perfiles</p> <p>2 profiles</p> <p>2 profils</p>	
		<p>0 105 21</p> <p>0 105 31</p> <p>0 105 51</p>	<p>2 m</p> <p>3 m</p> <p>5 m</p>		
 <p>Perfil superior Top track Rail supérieur</p>  <p>40x30mm</p> <p>90kg SV-T-PROG.</p>	<p>S</p>	<p>00 62 23</p> <p>00 62 33</p> <p>00 62 53</p>	<p>2 m</p> <p>3 m</p> <p>5 m</p>	<p>2 perfiles</p> <p>2 profiles</p> <p>2 profils</p>	
 <p>Soporte para vidrio fijo Fixing bracket for fixed glass Support pour verre fixe</p>	<p>S</p>	<p>00 63 01</p>	<p>0,10 m</p>	<p>2 piezas</p> <p>2 pieces</p> <p>2 pièces</p>	
 <p>Perfil superior Standard XL Standard XL top track Rail supérieur Standard XL</p>  <p>38x41mm No Softop</p> <p>125kg</p>	<p>S</p> <p>MF</p>	<p>0 126 20</p> <p>0 126 30</p> <p>0 126 50</p>	<p>2 m</p> <p>3 m</p> <p>5 m</p>	<p>1 perfil</p> <p>1 profile</p> <p>1 profil</p>	
		<p>0 126 21</p> <p>0 126 31</p> <p>0 126 51</p>	<p>2 m</p> <p>3 m</p> <p>5 m</p>	<p>1 perfil</p> <p>1 profile</p> <p>1 profil</p>	
 <p>Perfil inferior para vidrio fijo de 8-10-12mm Bottom track for fixed glass of 8-10-12mm Rail inférieur pour verre fixe de 8-10-12mm</p>  <p>20x20mm</p>	<p>S</p>	<p>00 87 15</p> <p>00 87 30</p> <p>00 87 60</p>	<p>1,5 m</p> <p>3 m</p> <p>6 m</p>	<p>2 perfiles</p> <p>2 profiles</p> <p>2 profils</p>	

Componentes








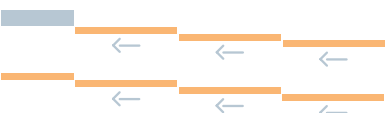
Components | Composants

PERFILERÍA PROFILES PROFILS		Acabado	Cód.		
	<p>Perfil inferior para vidrio fijo de 8-10-12mm Bottom track for fixed glass of 8-10-12mm Rail inférieur pour verre fixe de 8-10-12mm</p>  <p>17x12mm</p>		00 87 24	2 m	1 perfil 1 profile 1 profil
			00 87 34	3 m	
	<p>Perfil inferior con burlete de 8-10-12mm Bottom track with brush of 8-10-12mm Rail inférieur avec bourrelet de 8-10-12mm</p>  <p>20x15mm</p>		00 84 24	2 m	
			00 84 34	3 m	
			00 84 64	6 m	
				00 71 96	
				00 71 91	3 m
				00 71 97	6 m
			00 71 86	2 m	
			00 71 81	3 m	
			00 71 87	6 m	
JUEGOS SETS JEUX		Acabado	Cód.		
	<p>Juego de accesorios SV-Sincro para 2 puertas. Para montaje con vidrio fijo utilizar perfil 00 62 23 - 00 62 33 - 00 62 53 SV-Sincro fitting set for 2 doors. For fixed glass mounting use profile 00 62 23 - 00 62 33 - 00 62 53 Garniture SV-Sincro pour 2 portes. Pour installation avec verre fixe utiliser le rail 00 62 23 - 00 62 33 - 00 62 53</p>  <p>90kg SV-SINCRO</p> <p>RODAMIENTO A BOLAS BALL BEARING ROULEMENT À BILLES</p> 		0 101 14		1 juego 1 set 1 jeu
	<p>Juego de accesorios SV-Sincro 100/125kg para 2 puertas. Sistema no aplicable con vidrio fijo. SV-Sincro 100/125kg fitting set for 2 doors. System not applicable with fixed glass. Garniture SV-Sincro 100/125kg pour 2 portes. Système pas compatible avec verre fixe.</p>  <p>100-125kg SV-SINCRO</p> <p>RODAMIENTO A BOLAS BALL BEARING ROULEMENT À BILLES</p> 		0 101 15		1 juego 1 set 1 jeu









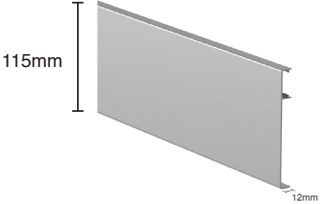
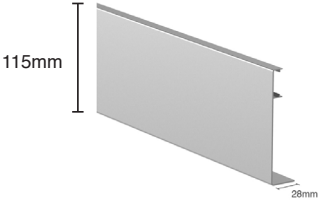
Componentes

Components | Composants

JUEGOS SETS JEUX	Acabado	Cód.		
 <p>Juego de accesorios SV-T-PROG. SINCRO para 4 puertas (2+2) SV-T-PROG. SINCRO Fitting set for 4 doors (2+2) Garniture SV-T-PROG. SINCRO pour 4 portes (2+2)</p> <div style="display: flex; align-items: center;">   <div style="margin-left: 10px;"> <p>90kg SV-T-PROG.SINCRO</p> </div> </div> <p>40x30mm RODAMIENTO A BOLAS BALL BEARING ROULEMENT À BILLES</p> 		0 101 16		1 juego 1 set 1 jeu
 <p>Juego de accesorios SV-T-PROG. para 2 puertas. Sin mano SV-T-PROG. Fitting set for 2 doors. Without hand Garniture SV-T-PROG. pour 2 portes. Sans la main</p> <div style="display: flex; align-items: center;">  <div style="margin-left: 10px;"> <p>90kg SV-T-PROG.</p> </div> </div> <p>RODAMIENTO A BOLAS BALL BEARING ROULEMENT À BILLES</p> 		0 101 17		1 juego 1 set 1 jeu
 <p>Juego de accesorios SV-T-PROG. para 3 puertas. Sin mano Fitting set SV-T-PROG. for 3 doors. Without hand Garniture pour 3 portes. Sans la main</p> <div style="display: flex; align-items: center;">   <div style="margin-left: 10px;"> <p>90kg SV-T-PROG.</p> </div> </div> <p>40x30mm RODAMIENTO A BOLAS BALL BEARING ROULEMENT À BILLES</p> 		0 101 27		1 juego 1 set 1 jeu

Componentes

Components | Composants

ACCESORIOS ACCESSORIES ACCESSOIRES		Acabado	Cód.		
	<p>Juego de roldanas SV-A90 SV-A90 Roller set Jeu de galets SV-A90</p>  <p>RODAMIENTO A BOLAS BALL BEARING ROULEMENT À BILLES</p>  <p>90kg</p>		00 86 55		5 juegos 5 sets 5 jeux
	<p>Soporte separador tapeta Pelmet cover separator support Support séparateur cache</p>	S	00 63 04	0,10 m	1 pieza 1 pièce 1 pièce
	<p>Soporte tapeta universal Universal pelmet cover support Support cache universel</p>		00 66 59		10 piezas 10 pieces 10 pièces
	<p>Separador aluminio Aluminium separator Séparateur en aluminium</p>	S	00 60 61 ¹		25 piezas 25 pieces 25 pièces
 <p>115mm 12mm</p>	<p>Tapeta (Pestaña corta) Pelmet cover (Short flap) Cache (Languette court)</p>	S	00 66 21 00 66 31 00 66 51	2 m 3 m 5 m	2 perfiles 2 profiles 2 profils
 <p>115mm 28mm</p>	<p>Tapeta (Pestaña larga) Pelmet cover (Long flap) Cache (Languette large)</p>	S	00 66 23 00 66 33 00 66 53	2 m 3 m 5 m	2 perfiles 2 profiles 2 profils

¹Para las familias que incorporen separador con perfilera de 2 m, 3 m o 5 m, aplicar uno por cada taladro | ¹For sets that incorporate a separator with 2m, 3m, 5m or 6m profiling, apply one for each drill hole | ¹Pour les familles intégrant un séparateur avec profils de 2m, 3m, 5m ou 6m, appliquer un support pour chaque trou percé.

2 m - 10 separadores | separators | séparateurs 3 m - 15 separadores | separators | séparateurs 5 m - 25 separadores | separators | séparateurs

Multiplo Glass

SV-SINCRO | SV-T-PROGRESIVA | SV-T-PREGRESIVA SINCRO



Polígono Industrial de Foradada / 08580
St. Quirze de Besora / Barcelona / Spain
T +34 93 852 92 23
F +34 93 852 91 59
saheco@saheco.com

Export contact details
T +34 93 852 96 15
F +34 93 855 13 42
export@saheco.com
saheco.com



BG Glass Solutions Inc.
167 Suffolk Street West
Guelph, ON. N1H 2J7
info@barberglass.ca